



Your Partner in Safety

For Extending
Actuator Cable Lengths

JUNCTION BOX - Models 6407.01, 6407.02, 6407.03, 6407.04, 6407.05 & 6407.06

Bulletin: 802



Model 6407.06 — Six Actuator Junction Box



Model 6407.04 — Four Actuator Junction Box

Features

- NEMA 4X / UL Listed
- Color coded screw terminal connectors for joining actuator cables to conduit wires
- A Molex Woodhead MAX-LOC® liquid tight cord grip provided for entry of each actuator cable
- Fiberglass can easily be punched, drilled, filed or sawed to add conduit connectors in the field (*conduit connectors provided by others*)
- Compression-molded fiberglass has outstanding chemical and temperature resistance qualities and exhibits excellent weatherability and physical properties
- Gasket assures water-tight and dust-tight seal
- Removable hinged cover attached to body with Type 316 stainless steel hinge pin
- Enclosure secured with two captivated Type 316 stainless steel slotted cover screws
- Polyester mounting brackets and stainless steel attachment screws are provided with each enclosure

Halogen Valve Systems, Inc.

1342 Bell Avenue,
Suite 3C
Tustin, CA 92780 USA

Tel: +1 949-261-5030
Fax: +1 949-261-5033
Toll Free (877) 476-4222

www.halogenvalve.com




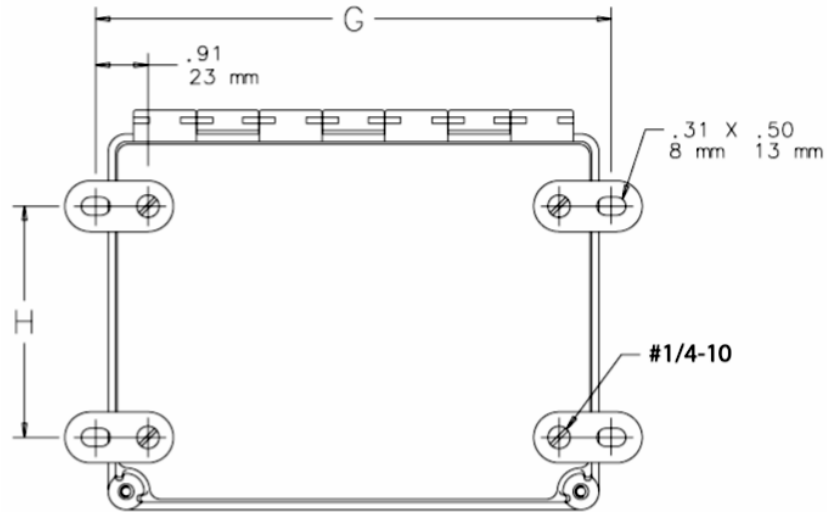
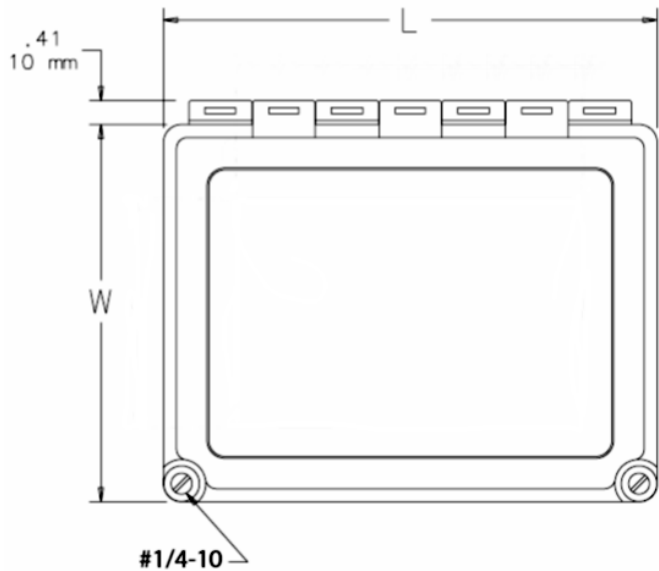
Your Partner in Safety

For Extending
Actuator Cable Lengths

JUNCTION BOX - Models 6407.01, 6407.02, 6407.03, 6407.04, 6407.05 & 6407.06

Bulletin: 802

Specifications



INDUSTRY STANDARDS

UL 508A Listed; Type 4, 4X, 12, 13; File No. E61997

cUL Listed per CSA C22.2 No 94; Type 4, 4X, 12, 13; File No. E61997

Enclosure flammability evaluated per UL 508A

Window flammability evaluated per UL 508A

NEMA/EEMAC Type 4, 4X, 12, 13

CSA File No. 42186: Type 4, 4X, 12, 13

IEC 60529, IP66

Mounting brackets (included) required to meet UL/CSA external mounting requirements.

DIMENSIONS: INCHES (mm)

MODEL NUMBER	# of ACTUATORS	G	H	J	K	L	W
6407.01	1	6.94 (176)	4.00 (102)	3.25 (83)	1.00 (25)	6.50 (165)	6.50 (165)
6407.02	2	8.94 (227)	4.00 (102)	3.25 (83)	1.00 (25)	8.50 (216)	6.50 (165)
6407.03	3	8.94 (227)	4.00 (102)	3.25 (83)	1.00 (25)	8.50 (216)	6.50 (165)
6407.04	4	10.94 (278)	6.00 (152)	4.94 (125)	1.31 (33)	10.50 (267)	8.50 (216)
6407.05	5	10.94 (278)	6.00 (152)	4.94 (125)	1.31 (33)	10.50 (267)	8.50 (216)
6407.06	6	10.94 (278)	6.00 (152)	4.94 (125)	1.31 (33)	10.50 (267)	8.50 (216)

See Halogen Drawing No. H1016 and H1025 for requirements and limitations when extending actuator cable lengths.