



Your Partner in Safety

Emergency Chlorine & SO₂ Cylinder & Ton Container Valve Shutoff System

GEMINI CONTROLLER

Bulletin: 901

Features

- Controls one or two Terminator actuators
- LED System Information Displays
 - ARMED & READY
 - BATTERY STATUS
 - BATTERY CHARGER STATUS
- Integral battery provides backup power for 24 hours
- Individual TEST key for each actuator
- NEMA 4X enclosure
- 3-Year Warranty



The Gemini™ controller is a required, integral part of the Terminator valve closing system, as it provides closing logic and power to the Terminator valve actuators. The Gemini controller can be used with one or two Terminator actuators, and has a separate TEST key for each one. An emergency close sequence is initiated by remote shutoff (panic) switches, outputs from gas detectors, or other devices, through the Gemini's contact closure input.

The gemini controller includes a standard output relay that momentarily activates when an emergency close sequence is finished, allowing remote indication that the system has run. The integral 12v battery provides main power to the actuators and as well as total system backup power for 24 hours. An optional Relay Interface Module (p/n 4500.05) replaces the standard output relay with three (3) 5A, 250V dry contact output relays that indicate: Emergency Close, Low Battery, and System Not Armed & Ready.



www.halogenvalve.com



Your Partner in Safety

Emergency Chlorine & SO₂ Cylinder & Ton Container Valve Shutoff System

GEMINI CONTROLLER

Bulletin: 901

Specifications

Channels: For 1 or 2 Terminator™ actuators

Enclosure rating: NEMA 4X / IP66

Temperature range: -10 C to 50 C

Display: Membrane keypad with LED indication:

- ARMED & READY
- BATTERY STATUS
- BATTERY CHARGER STATUS

Power requirement: 110 - 240 VAC

Power use: 110 watts, 0.9 amp at 120 VAC

Standard Relay Output ("Emergency Close"):

Momentary, N.O / N.C., 1.0 amp at 24V

Integral Battery: 12v Rechargeable VRLA, 8.0 Ah

Onboard battery charger: Constant voltage trickle charge

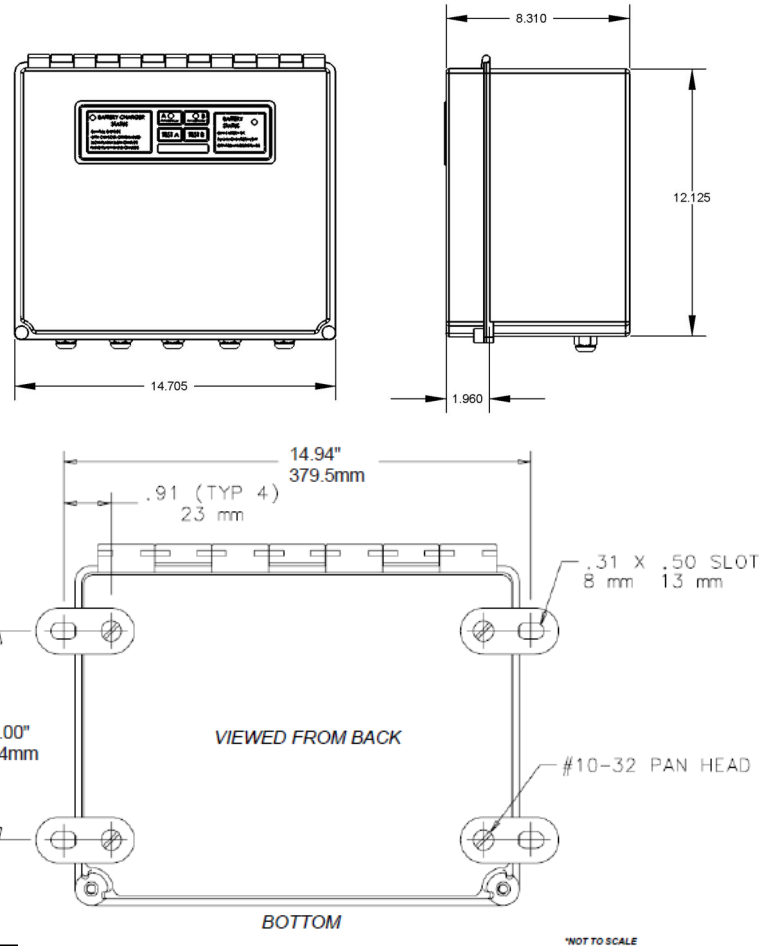
Battery Backup Duration: > 24 hours

Emergency Close Input: Normally open contact closure
(optionally configurable as N.C. via jumper)





Warranty: 3-Year

Gemini controller weight: 14 lb (6.4 kg)

w/battery installed: 20 lb (9.1 kg)



Model Information

Image	Model	Description
	8001.14 8002.14	Gemini Controller with: (1) Gravity Mount Terminator (2) Gravity Mount Terminators
	Other models available	All systems come standard with Storage Brackets and (1) Emergency Shutoff Switch
Image	Model	Description
	TGS-1Y TGS-2Y	Gemini Controller with: (1) Yoke Mount Terminator (2) Yoke Mount Terminators
	Other models available	All systems come standard with Storage Brackets and (1) Emergency Shutoff Switch

Options/Accessories

Part No.	Description
4500.05	Relay Interface Module, (3) Dry Contact Alarm Output Relays

NOTE: Gemini controller requires the Terminator actuator for a complete emergency valve shutoff system. Controllers or actuators cannot operate "stand-alone".

REV 09/2023